



Single Round Oil Filters
ASME Design/Industrial Design



Chemicals



Oil/Gas



Air/Gas



Coolants

VF SERIES Single Round Oil Filters

- Vertical oil filter, industrial and ASME "U"/"UM" design.
- Housing accepts one (1) 600 & 700 series oil filter.
- Multiple stacks available.
- 150psig (10.3bar) @ 250°F(121.1°C) design pressure.
- Vessels available in carbon or stainless steel 304 or 316.
- Swing bolt closure allows for quick element change out.

VF SERIES

Single Round Oil Filters
ASME Design/Industrial Design

Housing Specifications

Inlet/Outlet
2" FNPT
1" Flange -3" Flange

Dirty Drain
1" NPT

Clean Drain
1" NPT

Vent
1/2" NPT

Gauges
1/2" NPT

Certifications


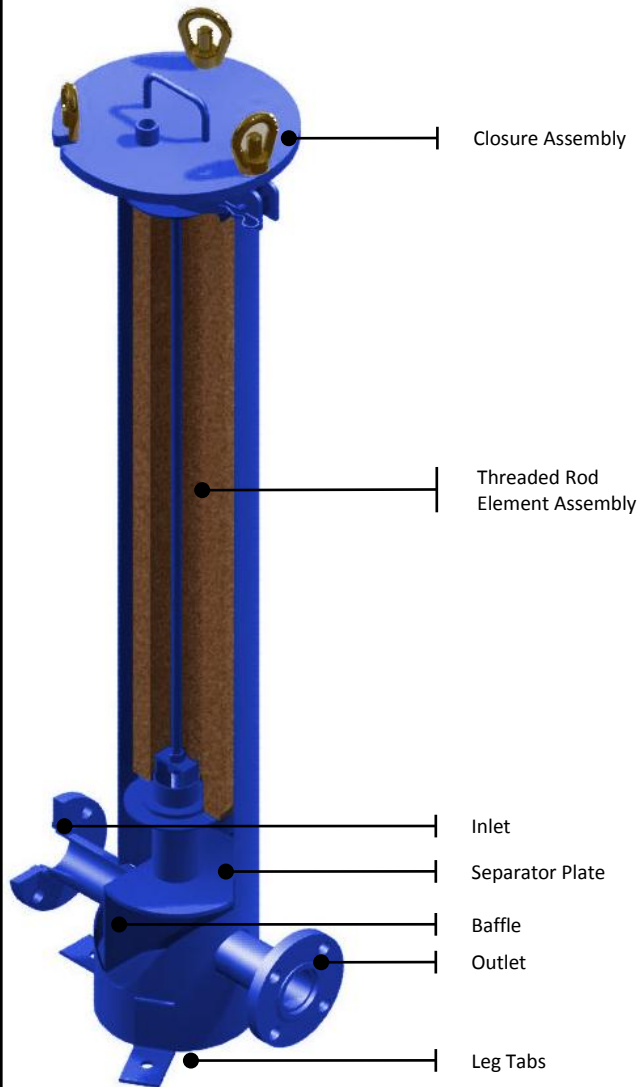
- U
- UM
- CE
- NB
- CRN

MODEL FLOW RATES

MODEL	# OF FILTERS	MAX FLOW RATE (GPM)	MAX INLET/OUTLET
VF08-1-18	1	65	3"
VF08-1-36	1	130	3"
VF08-1-44	1	150	3"
VF08-1-56	1	195	3"

Flow rates based on elements for fluids with a viscosity of up to a maximum of 120 SSU, at 65gpm/18".
Actual Flow rate is dependent on fluid viscosity, cartridge micron rating, contaminant and type of media.

INTERNAL DETAILS



MATERIAL OF CONSTRUCTION	MAX. OPERATING PRESSURE (PSI @250°F)	MAX. DESIGN TEMP
CARBON STEEL	150 psi (10.3bar)	300°F (150°C)
304 STAINLESS STEEL	150 psi (10.3bar)	300°F (150°C)
316 STAINLESS STEEL	150 psi (10.3bar)	300°F (150°C)

MODEL DIMENSIONAL DETAILS

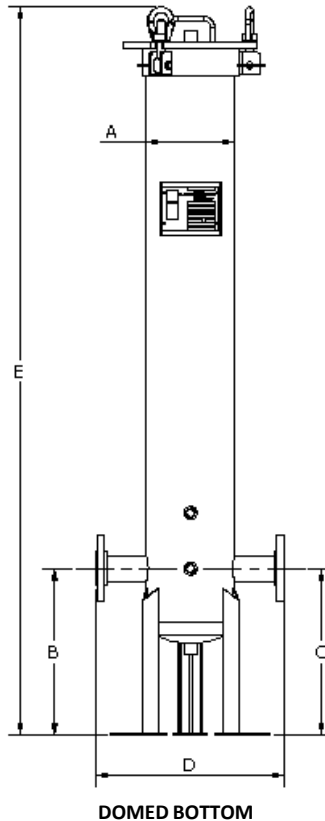
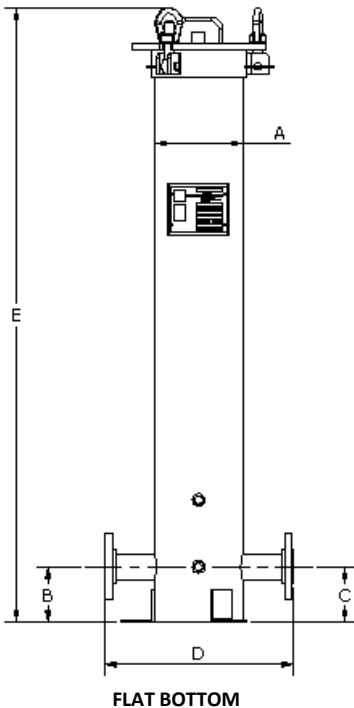
MODEL	SHIPPING WEIGHT (LBS)	A	B	C	D	E
VF08-01-18-2P	75	8"	5"	5"	17"	42"
VF08-01-36-2P	125	8"	5"	5"	17"	60"
VF08-01-44-2P	150	8"	5"	5"	17"	68"
VF08-01-56-2P	175	8"	5"	5"	17"	78"

REFERENCE CHART LEGEND

A	OUTSIDE DIAMETER
B	FLOOR TO INLET
C	FLOOR TO OUTLET
D	FACE TO FACE
E	OVERALL HEIGHT

NOTE: Above dimensions are for Style B, with a flat bottom. For other options contact factory.

STYLE B



HOUSING OPTIONS

Configuration Options

- (-) In Line (standard)
- A – Side in/side out
- D – Side in/out Same Side

Bottom & Head Options

- (-) F – Flat bottom (standard)
- L – Domed bottom

Finish Options

- (-) – External paint “National Blue” (Standard for carbon steel housings)
- (-) – Bead Blast (standard for stainless steel 304 and 316)

Leg Options

- (-) LT – Leg tabs (standard)
- LA – Heavy duty legs

O-Ring Options

- (-) – Buna-N (standard)
- ED – EPDM
- VI – Viton
- SI – Silicone
- TEV – Teflon encap. Viton
- TF – Teflon

Head Lift Options

- (-) – Hinge (standard)

Filter Support

- (-) I1: Threaded Rod (standard)
- I2: Distributor Tube

Other Options

- Stainless steel bolting
- Skid mounting
- Duplexing

Accessories

- DP Gauges
- Safety Relief Valves
- Vent Valves
- Drain Valves
- Air Eliminator

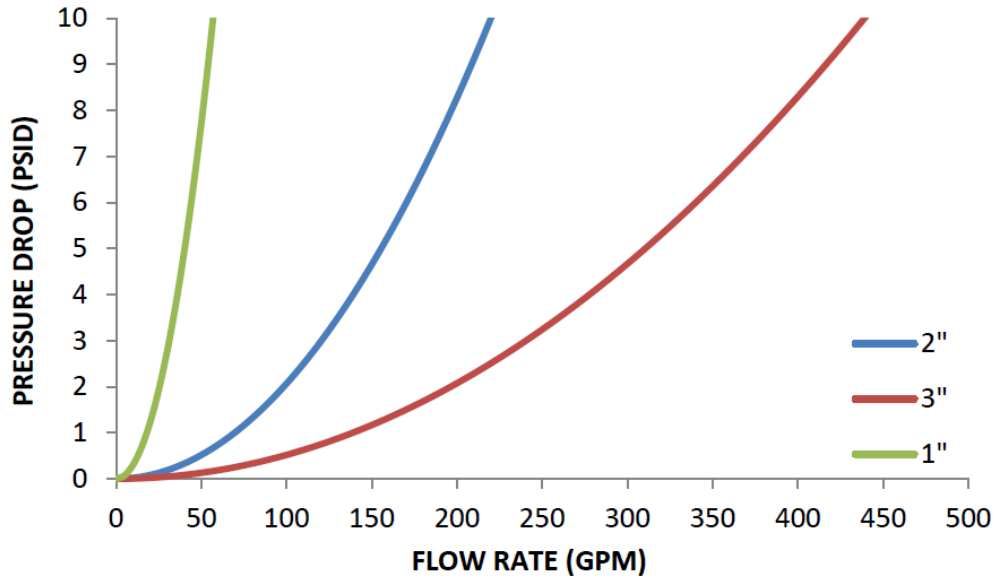
PRODUCT NOMENCLATURE

S6	VF	08	01	36	2P	-	-	-	-	-	-	
MOC	MODEL	HOUSING DIAMETER	# OF FILTERS	LENGTH	CONNECTION TYPE	HOUSING CONFIG	BOTTOM HEAD	FINISH	LEG	O-RING	HEAD LIFT	FILTER SUPPORT
(-) CS	VF – ASME CODE	08	01	18	SEE TABLE			SEE SIDE PANEL FOR OPTIONS				
S4 SS304	EVF – NON-CODE			36								
S6 SS316				44								
				56								

VF SERIES

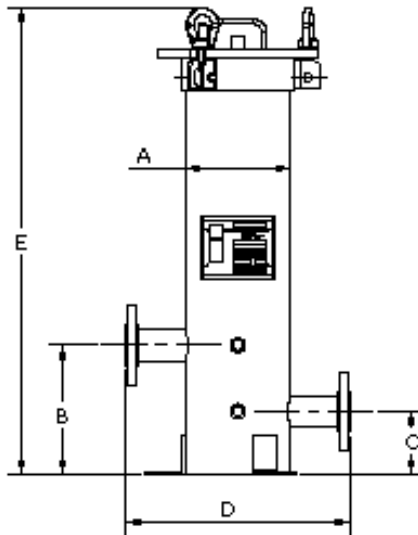
Single Round Oil Filters
ASME Design/Industrial Design

FLOW CHART



ADDITIONAL CONFIGURATION OPTIONS

STYLE A



STYLE D

